






Targa Great Barrier Reef 2021 Cairns Regional Council TSD Trophy

Leg 3

Car	Class	Crew	TS13 Target Gillies Range 2 18.7 kms 69 kph		TS14 Target Sluice Creek 3.71 kms 72 kph		TS15 Target Palmerston 2 27.98 kms 80 kph		TS16 Target Mungalli 6.48 kms 65 kph		TS17 Target Bamboo Creek 5.46 kms 83 kph		Other Penalty	Total	Place
			Time Ave Speed	Penalty 	Time Ave Speed	Penalty 	Time Ave Speed	Penalty 	Time Ave Speed	Penalty 	Time Ave Speed	Penalty 			
350	D	Benjamin Brooksby / Rob Sheppard 2005 Mitsubishi Magna VRX	16:16.0 69.0	0	03:05.6 72.0	0	20:58.4 80.0	0	05:58.9 65.0	0	03:56.7 83.0	0	0	18	=2
352	E	Darryl Marshall / Peter Marshall 2002 Ford Falcon Pursuit 250	16:17.6 68.9	1	03:06.2 71.7	3	20:58.4 80.0	0	05:59.1 65.0	0	03:57.1 82.9	1	0	13	1
358	D	Shane Mitchell / Trevor Turnbull 2004 Subaru WRX	14:30.1 77.4	84	02:46.9 80.0	80	19:12.4 87.4	74	04:33.4 85.3	203	03:36.5 90.8	78	0	1226	12
363	D	Criston Johansen / John Cleary 2000 Lotus Elise	15:44.9 71.2	22	03:04.9 72.2	2	21:09.3 79.4	6	05:58.6 65.1	1	04:00.1 81.9	11	0	412	9
364	D	Peter Murphy / Rodney Gough 1996 Mitsubishi Evolution IV	15:02.7 74.6	56	02:40.3 83.3	113	20:51.7 80.5	5	05:39.3 68.8	38	03:29.2 94.0	110	100	1382	13
365	D	Wayne Rosenberg / Lyle Harman 2005 Mitsubishi Evolution IX	16:35.3 67.6	14	02:59.2 74.5	25	20:59.2 80.0	0	05:58.6 65.1	1	03:48.6 86.0	30	2	291	8
366	E	Robert Nash / Keira Nash 2010 Lexus IS F	16:03.7 69.9	9	03:06.4 71.7	3	21:00.0 79.9	1	05:58.5 65.1	1	04:01.3 81.5	15	2	90	4
368	D	Andrew Dundas / Michael Kupfer 2012 Lotus Elise S	16:12.8 69.2	2	03:05.5 72.0	0	21:00.4 79.9	1	06:00.5 64.7	3	03:53.3 84.3	13	1	215	6
369	E	Wayne Udy / Mia Williams 2019 Lotus Exige 410	13:11.0 85.1	161	02:25.5 91.8	198	17:17.4 97.1	171	03:51.7 100.7	357	02:46.6 118.0	350	0	2726	14
370	D	Peter Quinn / John Johnson 2002 Lotus Elise	16:13.9 69.1	1	03:04.6 72.4	4	20:53.4 80.4	4	06:00.5 64.7	3	03:55.8 83.4	4	0	118	5
381	E	Agim Selita / Gezim Bashi 2011 BMW 135i M Sports	16:15.1 69.0	0	03:05.3 72.1	1	20:59.6 80.0	0	05:59.8 64.8	2	03:56.2 83.2	2	0	18	=2
382	D	Daniel Mckelvey / Raymond Hall 2003 Subaru WRX	14:21.6 78.1	91	02:46.3 80.3	83	20:58.4 80.0	0	06:00.4 64.7	3	03:39.9 89.4	64	4	992	11
383	D	Flynn Dunkerton / Shane Moes 2006 Subaru WRX	16:12.7 69.2	2	03:06.1 71.8	2	20:58.3 80.1	1	05:58.1 65.1	1	03:57.7 82.7	3	2	498	10
384	D	Michael Forrester / Nathan Kearns 2009 Subaru WRX	16:06.9 69.6	6	03:05.5 72.0	0	20:58.8 80.0	0	05:48.2 67.0	20	03:56.7 83.0	0	9	263	7



Targa Great Barrier Reef 2021 Cairns Regional Council TSD Trophy Penalties



Car	Crew	Stage	Detail	Penalty	Leg
364	Peter Murphy / Rodney Gough	SS1 Green Hill	Exceed 130 kph	3	1
363	Criston Johansen / John Cleary	SS8 Mareeba	Missed Controls	100	2
383	Flynn Dunkerton / Shane Moes	SS7 Kuranda	Missed Controls	100	2
383	Flynn Dunkerton / Shane Moes	SS8 Mareeba	Missed Controls	100	2
383	Flynn Dunkerton / Shane Moes	SS9 North Johnstone	Missed Controls	100	2
383	Flynn Dunkerton / Shane Moes	SS10 Evelyn	Missed Controls	100	2
364	Peter Murphy / Rodney Gough	SS8 Mareeba	Exceed 140 kph	100	2
364	Peter Murphy / Rodney Gough	SS8 Mareeba	Exceed 140 kph	100	2
369	Wayne Udy / Mia Williams	SS11 Palmerston 1	Exceed 130 kph	6	2
370	Peter Quinn / John Johnson	SS7 Kuranda	Under 30kph	1	2
384	Michael Forrester / Nathan Kearns	SS8 Mareeba	Under 30kph	1	2
368	Andrew Dundas / Michael Kupfer	SS11 Palmerston 1	Under 30kph	1	2
368	Andrew Dundas / Michael Kupfer	SS12 Moregatta	Under 30kph	1	2
383	Flynn Dunkerton / Shane Moes	SS13 Gillies Range 2	Under 30kph	1	3
383	Flynn Dunkerton / Shane Moes	SS13 Gillies Range 3	Under 30kph	1	3
366	Robert Nash / Keira Nash	SS13 Gillies Range 4	Under 30kph	2	3
368	Andrew Dundas / Michael Kupfer	SS13 Gillies Range 5	Under 30kph	1	3
382	Daniel Mckelvey / Raymond Hall	SS14 Sluice Creek	Under 30kph	2	3
382	Daniel Mckelvey / Raymond Hall	SS15 Palmerston 2	Under 30kph	1	3
384	Michael Forrester / Nathan Kearns	SS16 Mungalli	Under 30kph	9	3
365	Wayne Rosenberg / Lyle Harman	SS17 Bamboo Creek	Under 30kph	2	3
382	Daniel Mckelvey / Raymond Hall	SS17 Bamboo Creek	Under 30kph	1	3
364	Peter Murphy / Rodney Gough	SS17 Bamboo Creek	Exceed 140 kph	100	3