






Targa Great Barrier Reef TSD Trophy

Leg 1

Car	Crew	TS1	Target	TS2	Target	TS3	Target	TS4	Target	TS5	Target
		Green Hill 5.79 kms	80 kph	Gillies Range 19.47 kms	82 kph	Little Mulgrave 14.09 kms	75 kph	Lake Morris 11.24 kms	70 kph	Copperlode 11.16 kms	65 kph
		Time	Penalty	Time	Penalty	Time	Penalty	Time	Penalty	Time	Penalty
		Ave Speed		Ave Speed		Ave Speed		Ave Speed		Ave Speed	
101	Richard Giuliani / Jason Scheu 2009 BMW E90 M Sport	03:46.3 92.1	121	16:22.4 71.3	107	12:55.3 65.4	96	12:54.3 52.3	177	12:53.4 51.9	131
102	Darryl Marshall / Peter Marshall 2002 Ford FPV Pursuit 250	04:19.5 80.3	3	14:15.5 81.9	1	11:15.5 75.1	1	09:38.7 69.9	1	10:20.2 64.8	2
104	Andrew Lydon / David Doyle 2004 Lotus Elise 111R	04:01.3 86.4	64	14:36.9 79.9	21	10:44.3 78.7	37	10:06.3 66.7	33	10:17.9 65.0	0
105	Rodney Born / Ky Harlow 1974 Holden Torana	03:19.5 104.5	245	14:12.7 82.2	2	10:17.2 82.2	72	10:42.4 63.0	70	09:56.3 67.4	24
106	Rusell Botha / Claire Botha 1999 Jaguar XJR	04:27.9 77.8	22	15:10.7 77.0	50	10:46.3 78.5	35	10:42.4 63.0	70	10:19.8 64.8	2
108	Agim Selita / Gezim Bashi 2007 BMW M5 E60	04:21.3 79.8	2	13:41.3 85.3	33	11:16.9 74.9	1	09:43.8 69.3	7	10:21.2 64.7	3
111	Wynta Becker / Jordan Rogers 2005 Subaru WRX	03:21.3 103.5	235	14:34.4 80.2	18	10:41.3 79.1	41	10:14.6 65.8	42	10:05.6 66.3	13
112	Tony Anderson / Penny Anderson 2016 Ford Falcon	04:19.2 80.4	4	13:55.8 83.9	19	10:58.5 77.0	20	10:25.4 64.7	53	10:14.2 65.4	4
113	Leigh Holman / Daniel Messmer 2017 Honda Civic Type R	03:52.9 89.5	95	14:22.1 81.3	7	11:10.0 75.7	7				
114	Flynn Dunkerton / Nina Dalla Pozza 2006 Subaru Impreza	04:17.1 81.1	11	14:18.8 81.6	4	11:21.7 74.4	6	09:44.0 69.3	7	10:16.7 65.1	1
115	Robert Bryden / Ian Noble 2017 Lotus 380 Cup	04:20.1 80.1	1	13:48.3 84.6	26	11:18.6 74.7	3	09:39.0 69.9	1	10:18.6 64.9	1
119	Peter Taylor / Tristan Taylor 2013 Lotus Elise S	04:20.2 80.1	1	14:15.5 81.9	1	11:15.9 75.0	0	09:38.2 70.0	0	10:17.5 65.1	1
121	Michael Forrester / Andrew Sneath 2009 Subaru Impreza WRX	04:00.8 86.6	66	14:46.2 79.1	29	11:11.4 75.5	5	10:31.8 64.0	60	10:43.6 62.4	26
122	Robert Nash / Keira Nash 2010 Lexus IS F	04:05.7 84.8	48	14:11.0 82.4	4	11:13.9 75.3	3	10:06.8 66.7	33	09:59.0 67.1	21
128	Anthony Dettman / Graham Hollywood 1967 Morris Mini	03:40.3 94.6	146	15:44.2 74.2	78	11:01.9 76.6	16	10:39.1 63.3	67	10:51.5 61.7	33
129	Peter Quinn / John Johnson 2002 Lotus Elise	03:32.3 98.2	182	14:18.2 81.7	3	10:58.8 77.0	20	09:39.4 69.8	2	10:16.6 65.2	2
137	Luke McMullen / Mark McMullen 1998 HSV Clubsport	04:14.6 81.9	19	15:20.0 76.2	58	11:05.1 76.3	13	11:05.7 60.8	92	11:12.0 59.8	52
145	Steve Brumby / Heather Brumby 1999 Alfa Romeo GTV	04:21.3 79.8	2	14:28.0 80.8	12	11:17.3 74.9	1	09:41.4 69.6	4	10:18.6 64.9	1
148	Vernon Veitch / Ken Willing 1972 Valiant Charger	03:18.1 105.2	252	21:54.1 53.3	287	11:02.4 76.6	16	10:36.3 63.6	64	10:23.6 64.4	6

 Derived Time

Other Penalty	Total	Place
0	632	17
1	9	2
1	156	9
5	418	16
0	179	10
0	46	6
5	354	15
0	100	7
801	910	19
0	29	4
5	37	5
0	3	1
0	186	11
0	109	8
0	340	14
0	209	12
0	234	13
0	20	3
205	830	18



Targa Great Barrier Reef TSD Trophy

Leg 2

Car	Crew	TS6 Target		TS7 Target		TS8 Target		TS9 Target		TS10 Target	
		Springmount 5.85 kms	83 kph	Mareeba 7.31 kms	87 kph	Upper Barron 6.14 kms	91 kph	North Johnstone 6.85 kms	90 kph	Yungaburra 6.57 kms	88 kph
		Time	Penalty	Time	Penalty	Time	Penalty	Time	Penalty	Time	Penalty
		Ave Speed		Ave Speed		Ave Speed		Ave Speed		Ave Speed	
101	Richard Giuliani / Jason Scheu 2009 BMW E90 M Sport	03:51.2 91.1	81	04:37.8 94.7	77	04:31.6 81.4	96	05:07.7 80.1	99	04:53.4 80.6	74
102	Darryl Marshall / Peter Marshall 2002 Ford FPV Pursuit 250	04:13.8 83.0	0	05:02.5 87.0	0	04:03.0 91.0	0	04:34.7 89.8	2	04:28.7 88.0	0
104	Andrew Lydon / David Doyle 2004 Lotus Elise 111R	04:10.8 84.0	10	05:02.9 86.9	1	04:09.1 88.7	23	04:46.8 86.0	40	04:30.4 87.5	5
105	Rodney Born / Ky Harlow 1974 Holden Torana	03:24.1 103.2	202	04:15.2 103.1	161	04:30.1 81.8	92	04:39.9 88.1	19	04:47.1 82.4	56
106	Rusell Botha / Claire Botha 1999 Jaguar XJR	04:17.1 81.9	11	05:01.7 87.2	2	04:08.8 88.8	22	04:35.6 89.5	5	04:28.6 88.1	1
108	Agim Selita / Gezim Bashi 2007 BMW M5 E60	04:13.7 83.0	0	05:03.6 86.7	3	04:03.5 90.8	2	04:35.0 89.7	3	04:28.5 88.1	1
111	Wynta Becker / Jordan Rogers 2005 Subaru WRX	03:33.4 98.7	157	04:34.8 95.8	88	04:15.7 86.4	46	04:43.6 87.0	30	04:28.3 88.2	2
112	Tony Anderson / Penny Anderson 2016 Ford Falcon	04:11.3 83.8	8	05:03.9 86.6	4	04:05.4 90.1	9	04:35.3 89.6	4	04:30.7 87.4	6
113	Leigh Holman / Daniel Messmer 2017 Honda Civic Type R										
114	Flynn Dunkerton / Nina Dalla Pozza 2006 Subaru Impreza	04:10.3 84.1	11	05:02.1 87.1	1	04:01.2 91.6	6	04:33.6 90.1	1	04:28.5 88.1	1
115	Robert Bryden / Ian Noble 2017 Lotus 380 Cup	04:15.3 82.5	5	05:02.6 87.0	0	04:02.4 91.2	2	04:34.0 90.0	0	04:27.8 88.3	3
119	Peter Taylor / Tristan Taylor 2013 Lotus Elise S	04:14.2 82.8	2	05:03.2 86.8	2	04:02.0 91.3	3	04:33.9 90.0	0	04:29.2 87.9	1
121	Michael Forrester / Andrew Sneath 2009 Subaru Impreza WRX	03:53.1 90.3	73	04:47.0 91.7	47	04:11.0 88.1	29	04:48.3 85.5	45	04:26.7 88.7	7
122	Robert Nash / Keira Nash 2010 Lexus IS F	04:11.7 83.7	7	04:56.4 88.8	18	03:57.4 93.1	21	04:35.6 89.5	5	04:27.2 88.5	5
128	Anthony Dettman / Graham Hollywood 1967 Morris Mini	03:41.3 95.2	122	04:15.4 103.0	160						
129	Peter Quinn / John Johnson 2002 Lotus Elise	04:02.6 86.8	38	05:05.4 86.2	8	04:03.3 90.9	1	04:24.5 93.2	32	04:30.9 87.3	7
137	Luke McMullen / Mark McMullen 1998 HSV Clubsport	04:10.3 84.1	11	05:01.1 87.4	4	04:01.3 91.6	6	04:31.2 90.9	9	04:19.5 91.1	31
145	Steve Brumby / Heather Brumby 1999 Alfa Romeo GTV	04:15.2 82.5	5	05:03.4 86.7	3	04:01.3 91.6	6	04:35.9 89.4	6	04:29.0 87.9	1
148	Vernon Veitch / Ken Willing 1972 Valiant Charger	04:10.0 84.2	12	04:41.7 93.4	64	03:59.2 92.4	14	04:34.9 89.7	3	04:34.3 86.2	18

Derived Time

Other Penalty	Total	Place
0	1059	17
0	11	=1
1	236	10
0	948	16
1	221	9
0	55	6
0	677	14
0	131	7
0		DNF
0	49	5
0	47	4
0	11	=1
0	387	13
0	165	8
1000	1622	18
0	295	=11
0	295	=11
0	41	3
0	941	15



Targa Great Barrier Reef TSD Trophy

Leg 3

Car	Crew	TS11	Target	TS12	Target	TS13	Target	TS14	Target	TS15	Target	TS16	Target
		Kuranda Range 10.71 kms	92 kph	Malanda 9.84 kms	90 kph	Moregatta 7.07 kms	78 kph	Millaa Millaa 27.66 kms	91 kph	Palmerstone 28.21 kms	90 kph	Theresa Creek 7.2 kms	82 kph
		Time	Penalty	Time	Penalty	Time	Penalty	Time	Penalty	Time	Penalty	Time	Penalty
		Ave Speed		Ave Speed		Ave Speed		Ave Speed		Ave Speed		Ave Speed	
101	Richard Giuliani / Jason Scheu 2009 BMW E90 M Sport	07:33.0 85.1	69	06:03.8 97.4	74	05:18.1 80.0	20	21:04.8 78.7	123	22:01.4 76.9	131		
102	Darryl Marshall / Peter Marshall 2002 Ford FPV Pursuit 250	06:58.3 92.2	2	06:33.4 90.0	0	05:26.5 78.0	0	18:14.1 91.0	0	18:48.8 90.0	0	05:17.1 81.7	3
104	Andrew Lydon / David Doyle 2004 Lotus Elise 111R	07:00.6 91.7	3	06:26.3 91.7	17	05:26.5 78.0	0	21:16.2 78.0	130	22:24.3 75.5	145	05:16.7 81.8	2
105	Rodney Born / Ky Harlow 1974 Holden Torana	06:40.8 96.2	42	06:18.8 93.5	35	05:23.6 78.7	7	18:32.5 89.5	15	18:32.1 91.3	13	05:28.9 78.8	32
106	Rusell Botha / Claire Botha 1999 Jaguar XJR	07:30.5 85.6	64	06:16.6 94.1	41	04:57.6 85.5	75	18:49.2 88.2	28	18:49.7 89.9	1	05:10.2 83.6	16
108	Agim Selita / Gezim Bashi 2007 BMW M5 E60	07:00.4 91.7	3	06:34.5 89.8	2	05:25.9 78.1	1	18:14.4 91.0	0	18:48.9 90.0	0	05:17.5 81.6	4
111	Wynta Becker / Jordan Rogers 2005 Subaru WRX	07:10.5 89.6	24	06:32.8 90.2	2	05:25.6 78.2	2	18:17.3 90.7	3	18:31.7 91.4	14	05:19.6 81.1	9
112	Tony Anderson / Penny Anderson 2016 Ford Falcon	06:51.0 93.8	18	06:34.9 89.7	3	05:25.5 78.2	2	18:27.1 89.9	11	18:54.3 89.5	5	05:19.3 81.2	8
113	Leigh Holman / Daniel Messmer 2017 Honda Civic Type R												
114	Flynn Dunkerton / Nina Dalla Pozza 2006 Subaru Impreza	06:54.1 93.1	11	06:32.9 90.2	2	05:25.9 78.1	1	18:14.1 91.0	0	19:10.7 88.3	17	05:15.7 82.1	1
115	Robert Bryden / Ian Noble 2017 Lotus 380 Cup	06:58.9 92.0	0	06:34.9 89.7	3	05:26.9 77.9	1	18:14.1 91.0	0	18:48.7 90.0	0	05:14.7 82.4	4
119	Peter Taylor / Tristan Taylor 2013 Lotus Elise S	06:58.9 92.0	0	06:33.6 90.0	0	05:25.8 78.1	1	18:14.2 91.0	0	18:48.4 90.0	0	05:16.0 82.0	0
121	Michael Forrester / Andrew Sneath 2009 Subaru Impreza WRX	06:59.0 92.0	0	06:17.5 93.8	38	05:12.4 81.5	35	19:52.5 83.5	75	19:41.4 86.0	40	05:19.1 81.2	8
122	Robert Nash / Keira Nash 2010 Lexus IS F	07:00.8 91.6	4	06:32.5 90.3	3	05:27.9 77.6	4	18:54.1 87.8	32	18:20.3 92.3	23	05:18.9 81.3	7
128	Anthony Dettman / Graham Hollywood 1967 Morris Mini												
129	Peter Quinn / John Johnson 2002 Lotus Elise	07:01.3 91.5	5	06:38.2 89.0	10	05:25.1 78.3	3	18:21.9 90.4	6	19:00.9 89.0	10	05:13.3 82.7	7
137	Luke McMullen / Mark McMullen 1998 HSV Clubsport	07:23.4 87.0	50	06:50.2 86.4	36	05:23.8 78.6	6	19:54.9 83.3	77	20:00.1 84.6	54	05:18.5 81.4	6
145	Steve Brumby / Heather Brumby 1999 Alfa Romeo GTV	06:57.5 92.3	3	06:29.2 91.0	10	05:27.4 77.7	3	18:14.9 90.9	1	18:48.7 90.0	0	05:19.0 81.3	7
148	Vernon Veitch / Ken Willing 1972 Valiant Charger	07:10.8 89.5	25	06:14.3 94.6	46	05:10.1 82.1	41	19:50.0 83.7	73	19:42.5 85.9	41	05:18.1 81.5	5

Derived Time		
Other Penalty	Total	Place
0	1476	17
0	16	2
0	533	12
0	1092	15
21	467	10
0	65	=4
0	731	14
5	183	7
0		DNF
0	81	6
0	55	3
0	12	1
0	583	13
6	244	8
0		DNF
1	337	9
0	524	11
0	65	=4
0	1172	16

Targa Great Barrier Reef TSD Trophy Penalties



Car	Crew	Stage	Detail	Penalty	Leg
148	Vernon Veitch / Ken Willing	TS 1 Green Hill	Exceed 140 kph	100	1
148	Vernon Veitch / Ken Willing	TS 1 Green Hill	Exceed 140 kph	100	1
148	Vernon Veitch / Ken Willing	TS 1 Green Hill	Under minimum time	5	1
105	Rodney Born / Ky Harlow	TS 1 Green Hill	Under minimum time	5	1
111	Wynta Becker / Jordan Rogers	TS 1 Green Hill	Under minimum time	5	1
113	Leigh Holman / Daniel Messmer	TS 4 Lake Morris	Missed controls	800	1
115	Robert Bryden / Ian Noble	TS 2 Gillies Range	5 secs below 30 kph	5	1
102	Darryl Marshall / Peter Marshall	TS 2 Gillies Range	1 secs below 30 kph	1	1
113	Leigh Holman / Daniel Messmer	TS 3 Little Mulgrave	1 sec below 30 kph	1	1
104	Andrew Lydon / David Doyle	TS 3 Little Mulgrave	1 sec below 30 kph	1	1
128	Anthony Dettman / Graham Hollywood	TS 7 Mareeba	Missed controls	1000	2
104	Andrew Lydon / David Doyle	TS 6 Springmount	1 sec below 30 kph	1	2
106	Rusell Botha / Claire Botha	TS 7 Mareeba	1 sec below 30 kph	1	2
112	Tony Anderson / Penny Anderson	TS 11 Kuranda Range	1 sec below 30 kph	1	3
112	Tony Anderson / Penny Anderson	TS 12 Malanda	4 secs below 30 kph	4	3
106	Rusell Botha / Claire Botha	TS 12 Malanda	6 secs below 30 kph	6	3
106	Rusell Botha / Claire Botha	TS 13 Moregatta	12 secs below 30 kph	12	3
122	Robert Nash / Keira Nash	TS 15 Millaa Millaa	4 secs below 30 kph	4	3