







Targa Great Barrier Reef TSD Trophy

Leg 3

Car	Crew	TS13 Target		TS14 Target		TS15 Target		TS16 Target		TS17 Target		TS18 Target	
		Kuranda Range		Malanda		Moregatta		Millaa Millaa		Palmerstone		Theresa Creek	
		10.71 kms	90 kph	10.95 kms	90 kph	7.06 kms	80 kph	27.61 kms	90 kph	28.15 kms	90 kph	7.2 kms	80 kph
		Time	Penalty	Time	Penalty	Time	Penalty	Time	Penalty	Time	Penalty	Time	Penalty
		Ave Speed		Ave Speed		Ave Speed		Ave Speed		Ave Speed		Ave Speed	
102	Darryl Marshall / Peter Marshall 2002 Ford Falcon Ute Pursuit 250	07:08.9 89.9	1	07:15.5 90.5	5	05:18.2 79.9	1	18:24.6 90.0	0	18:46.1 90.0	0		
104	Leif Hickey / Ashley Blokland 1994 Nissan Skyline R33 GTS	06:58.3 92.2	22	07:18.2 90.0	0	05:18.3 79.8	2	18:10.5 91.1	11	18:45.0 90.1	1		
105	Rodney Born / David Williams 1974 Holden Torana	07:03.8 91.0	10	06:19.2 104.0	140	05:15.7 80.5	5	22:02.5 75.2	148	22:53.0 73.8	162		
106	Russell Botha / Claire Botha 1984 Jaguar XJ-S V12 HE	07:30.5 85.6	44	06:58.4 94.2	42	04:57.3 85.5	55	20:01.3 82.7	73	20:05.7 84.1	59		
107	Wayne Udy / Paul Frank 2010 Ford Focus RS	06:43.3 95.6	56	06:52.7 95.5	55	04:37.5 91.6	116	18:42.8 88.5	15	18:16.3 92.4	24		
108	Agim Selita / Gezim Bashi 2007 BMW M5 E60	07:08.9 89.9	1	07:17.6 90.1	1	05:18.1 79.9	1	18:44.2 88.4	16	18:53.8 89.4	6		
112	Lachlan Rankine / Tim Anderson 1974 Morgan 4/4	07:39.3 83.9	61	06:40.2 98.5	85	05:04.8 83.4	34	23:20.8 71.0	190	22:51.7 73.9	161		
113	John Rankine / Rudd Rankine 1997 Morgan 4/4	09:26.1 68.1	219	07:43.0 85.1	49	05:51.6 72.3	77	24:23.9 67.9	221	21:44.8 77.7	123		
115	Rob Bryden / Doc Lange 2017 Lotus 380 Cup	07:13.6 88.9	11	07:16.8 90.2	2	05:18.4 79.8	2	18:24.1 90.0	0	19:03.0 88.7	13		
118	Johnpaul Cernoia / Maxene Cernoia Nissan Skyline R35 GTR	07:13.1 89.0	10	06:54.9 95.0	50	05:02.5 84.0	40	19:48.4 83.6	64	18:58.8 89.0	10		
119	Peter Taylor / Tristan Taylor 2013 Lotus Elise S	07:08.5 90.0	0	07:16.9 90.2	2	05:18.2 79.9	1	18:21.5 90.2	2	18:46.3 90.0	0		
125	Joe Chuadee / Grant Pratt 2015 Toyota GT86 Blackline	06:57.1 92.4	24	07:18.8 89.8	2	05:13.7 81.0	10	18:56.4 87.5	25	19:01.3 88.8	12		
126	Christopher Carney / Lacey Wade 2017 Toyota CHR	06:55.6 92.8	28	07:10.9 91.5	15	05:14.9 80.7	7	18:46.7 88.2	18	19:00.4 88.9	11		
128	Anthony Dettmann / Brian Fackrell 1967 Morris Mini	08:24.1 76.5	135	06:56.9 94.6	46	05:19.3 79.6	4	21:35.6 76.7	133	21:59.8 76.8	132		
129	Peter Quinn / John Johnson 2002 Lotus Elise	07:07.4 90.2	2	07:19.2 89.8	2	05:17.0 80.2	2	18:35.3 89.1	9	19:11.4 88.0	20		
135	Kevin Armstrong / Gary Rolley 2009 Nissan R35 GTR	07:00.6 91.7	17	07:01.8 93.5	35	05:04.2 83.6	36	18:26.5 89.8	2	18:45.1 90.1	1		
136	Simon Corbett-Jarvis / Bill Handebo 2010 VW Golf R	06:40.6 96.2	62	06:42.1 98.0	80	05:08.3 82.4	24						
140	Peter Murphy / Timothy Murphy 1973 Leyland P76	08:50.6 72.7	173	07:01.1 93.6	36	05:25.5 78.1	19	22:21.6 74.1	159	22:24.3 75.4	146		
142	Charles Liew / Alexander Agioritis 2008 Porsche 911 Turbo	07:36.1 84.5	55	06:22.2 103.1	131	04:52.9 86.8	68	19:10.4 86.4	36	19:49.1 85.2	48		
145	Steve Brumby / Heather Brumby 1999 Alfa Romeo GTV	07:18.4 87.9	21	07:18.7 89.9	1	05:17.5 80.1	1	18:35.1 89.1	9	18:46.7 89.9	1		
148	Vernon Veitch / Ken Willing 1972 Valiant Charger	07:19.2 87.8	22	05:59.2 109.7	197	11:50.6 35.8	442						

 TS18 Downgraded

Other Penalty	Total	Place
0	32	1
1	365	8
0	968	14
0	837	13
4	1159	16
0	132	5
0	1080	15
0	2101	19
2	120	3
0	562	11
0	47	2
0	512	10
0	359	7
0	1538	17
0	265	6
19	425	9
0		DNF
0	1793	18
0	775	12
4	125	4
0		DNF



Targa Great Barrier Reef TSD Trophy Penalties

Car	Crew	Stage	Detail	Penalty	Leg
105	Rodney Born / David Williams	TS 5 Copperlode One	Missed controls	200	1
148	Vernon Veitch / Ken Willing	TS 9 North Johnstone	Missed controls	1000	2
135	Kevin Armstrong / Gary Rolley	TS 6 Upper Barron	6 secs under 30 kph	6	2
119	Peter Taylor / Tristan Taylor	TS 7 Lake Eacham	4 secs under 30 kph	4	2
119	Peter Taylor / Tristan Taylor	TS 8 Glen Allyn	5 secs under 30 kph	5	2
126	Christopher Carney / Lacey Wade	TS 11 Lake Morris Two	3 secs under 30 kph	3	2
126	Christopher Carney / Lacey Wade	TS 11 Lake Morris Two	4 secs under 30 kph	4	2
108	Agim Selita / Gezim Bashi	TS 12 Copperlode Two	6 secs under 30 kph	6	2
126	Christopher Carney / Lacey Wade	TS 12 Copperlode Two	14 secs under 30 kph	14	2
135	Kevin Armstrong / Gary Rolley	TS 14 Malanda	8 secs under 30 kph	8	3
145	Steve Brumby / Heather Brumby	TS 17 Palmerstone	4 secs over 130 kph	4	3
104	Leif Hickey / Ashley Blokland	TS 17 Palmerstone	1 sec under 30 kph	1	3
115	Rob Bryden / Doc Lange	TS 17 Palmerstone	2 secs under 30 kph	2	3
135	Kevin Armstrong / Gary Rolley	TS 17 Palmerstone	2 secs under 130 kph	2	3
135	Kevin Armstrong / Gary Rolley	TS 17 Palmerstone	9 secs under 30 kph	9	3
107	Wayne Udy / Paul Frank	TS 17 Palmerstone	4 secs under 30 kph	4	3