







Leg 2

Car	Class	Crew	TS7 Target Kuranda 10.44 kms 92 kph		TS8 Target Mareeba 7.2 kms 87 kph		TS9 Target North Johnstone 6.75 kms 91 kph		TS10 Target Evelyn 5.52 kms 81 kph		TS11 Target Palmerston 1 27.98 kms 80 kph		TS12 Target Moregatta 6.97 kms 70 kph		Other Penalty	Total	Place
			Time	Penalty	Time	Penalty	Time	Penalty	Time	Penalty	Time	Penalty	Time	Penalty			
			Ave Speed		Ave Speed		Ave Speed		Ave Speed		Ave Speed		Ave Speed				
350	D	Benjamin Brooksby / Rob Sheppard 2005 Mitsubishi Magna VRX	06:51.0 91.4	6	04:57.7 87.1	1	04:26.9 91.0	0	04:03.9 81.5	5	21:00.3 79.9	1	05:57.8 70.1	1	0	18	3
352	E	Darryl Marshall / Peter Marshall 2002 Ford Falcon Pursuit 250	06:48.7 92.0	0	04:58.4 86.9	1	04:27.5 90.8	2	04:05.5 80.9	1	20:58.6 80.0	0	05:58.8 69.9	1	0	8	1
358	D	Shane Mitchell / Trevor Turnbull 2004 Subaru WRX	06:54.3 90.7	13	04:43.5 91.4	44	04:20.4 93.3	23	03:50.6 86.2	52	20:22.0 82.4	24	05:13.8 80.0	100	0	707	11
363	D	Criston Johansen / John Cleary 2000 Lotus Elise	06:43.3 93.2	12			04:26.1 91.3	3	04:08.7 79.9	11	20:41.7 81.1	11	06:01.1 69.5	5	100	370	9
364	D	Peter Murphy / Rodney Gough 1996 Mitsubishi Evolution IV	07:12.3 86.9	51	04:18.7 100.2	132	04:32.3 89.2	18	03:34.6 92.6	116	20:48.5 80.7	7	05:34.6 75.0	50	200	960	13
365	D	Wayne Rosenberg / Lyle Harman 2005 Mitsubishi Evolution IX	06:53.5 90.9	11	04:37.7 93.3	63	04:44.0 85.6	54	03:56.3 84.1	31	21:01.8 79.8	2	05:54.5 70.8	8	0	219	7
366	E	Robert Nash / Keira Nash 2010 Lexus IS F	06:49.3 91.8	2	04:59.7 86.5	5	04:28.6 90.5	5	04:06.0 80.8	2	20:58.3 80.1	1	05:58.9 69.9	1	0	59	4
368	D	Andrew Dundas / Michael Kupfer 2012 Lotus Elise S	06:50.5 91.6	4	04:56.5 87.4	4	04:25.2 91.6	6	04:06.0 80.8	2	20:53.2 80.4	4	05:56.0 70.5	5	2	195	6
369	E	Wayne Udy / Mia Williams 2019 Lotus Exige 410	06:22.1 98.4	64	04:14.2 102.0	150	03:52.4 104.6	136	03:09.3 105.0	240	17:42.7 94.8	148	04:01.4 103.9	339	6	1489	14
370	D	Peter Quinn / John Johnson 2002 Lotus Elise	06:59.9 89.5	25	04:55.8 87.6	6	04:33.4 88.9	21	04:05.7 80.9	1	20:57.0 80.1	1	05:56.9 70.3	3	1	102	5
381	E	Agim Selita / Gezim Bashi 2011 BMW 135i M Sports	06:48.8 91.9	1	04:58.5 86.8	2	04:26.8 91.1	1	04:06.8 80.5	5	20:59.0 80.0	0	05:58.8 69.9	1	0	13	2
382	D	Daniel Mckelvey / Raymond Hall 2003 Subaru WRX	07:09.9 87.4	46	04:34.1 94.6	76	04:07.2 98.3	73	03:39.1 90.7	97	20:37.2 81.4	14	05:58.2 70.1	1	0	747	12
383	D	Flynn Dunkerton / Shane Moes 2006 Subaru WRX									21:06.2 79.6	4	05:50.3 71.6	16	400	487	10
384	D	Michael Forrester / Nathan Kearns 2009 Subaru WRX	06:44.0 93.0	10	04:55.6 87.7	7	04:32.7 89.1	19	04:03.9 81.5	5	20:45.9 80.8	8	05:56.9 70.3	3	1	228	8



Targa Great Barrier Reef 2021 Cairns Regional Council TSD Trophy Penalties



Car	Crew	Stage	Detail	Penalty	Leg
364	Peter Murphy / Rodney Gough	SS1 Green Hill	Exceed 130 kph	3	1
363	Criston Johansen / John Cleary	SS8 Mareeba	Missed Controls	100	2
383	Flynn Dunkerton / Shane Moes	SS7 Kuranda	Missed Controls	100	2
383	Flynn Dunkerton / Shane Moes	SS8 Mareeba	Missed Controls	100	2
383	Flynn Dunkerton / Shane Moes	SS9 North Johnstone	Missed Controls	100	2
383	Flynn Dunkerton / Shane Moes	SS10 Evelyn	Missed Controls	100	2
364	Peter Murphy / Rodney Gough	SS8 Mareeba	Exceed 140 kph	100	2
364	Peter Murphy / Rodney Gough	SS8 Mareeba	Exceed 140 kph	100	2
369	Wayne Udy / Mia Williams	SS11 Palmerston 1	Exceed 130 kph	6	2
370	Peter Quinn / John Johnson	SS7 Kuranda	Under 30kph	1	2
384	Michael Forrester / Nathan Kearns	SS8 Mareeba	Under 30kph	1	2
368	Andrew Dundas / Michael Kupfer	SS11 Palmerston 1	Under 30kph	1	2
368	Andrew Dundas / Michael Kupfer	SS12 Moregatta	Under 30kph	1	2
383	Flynn Dunkerton / Shane Moes	SS13 Gillies Range 2	Under 30kph	1	3
383	Flynn Dunkerton / Shane Moes	SS13 Gillies Range 3	Under 30kph	1	3
366	Robert Nash / Keira Nash	SS13 Gillies Range 4	Under 30kph	2	3
368	Andrew Dundas / Michael Kupfer	SS13 Gillies Range 5	Under 30kph	1	3
382	Daniel Mckelvey / Raymond Hall	SS14 Sluice Creek	Under 30kph	2	3
382	Daniel Mckelvey / Raymond Hall	SS15 Palmerston 2	Under 30kph	1	3
384	Michael Forrester / Nathan Kearns	SS16 Mungalli	Under 30kph	9	3
365	Wayne Rosenberg / Lyle Harman	SS17 Bamboo Creek	Under 30kph	2	3
382	Daniel Mckelvey / Raymond Hall	SS17 Bamboo Creek	Under 30kph	1	3
364	Peter Murphy / Rodney Gough	SS17 Bamboo Creek	Exceed 140 kph	100	3