

Targa Great Barrier Reef TSD Trophy

Leg 1

| Car | Crew | TS1 | Target | TS2 | Target | TS3 | Target | TS4 | Target | TS5 | Target |
|-----|----------------------------------------------------------------------|------------------|---------|-----------------|---------|-----------------|---------|-----------------|---------|-----------------|---------|
| | | Green Hill | | Gillies Range | | Little Mulgrave | | Lake Morris One | | Copperlode One | |
| | | 5.79 kms | 80 kph | 19.47 kms | 80 kph | 14.01 kms | 75 kph | 11.24 kms | 70 kph | 11.16 kms | 65 kph |
| | | Time | Penalty | Time | Penalty | Time | Penalty | Time | Penalty | Time | Penalty |
| | | Ave Speed | | Ave Speed | | Ave Speed | | Ave Speed | | Ave Speed | |
| 102 | Darryl Marshall / Peter Marshall 2002 Ford Falcon Ute Pursuit 250 | 04:21.2 79.8 | 2 | 14:34.6 80.1 | 1 | 11:17.2 74.5 | 5 | 09:46.8 69.0 | 10 | 10:18.5 65.0 | 0 |
| 104 | Leif Hickey / Ashley Blokland 1994 Nissan Skyline R33 GTS | 04:35.5 75.7 | 43 | 14:56.5 78.2 | 18 | 10:00.0 84.1 | 91 | 09:59.9 67.5 | 25 | 10:01.5 66.8 | 18 |
| 105 | Rodney Born / David Williams 1974 Holden Torana | 04:17.3 81.0 | 10 | 14:56.5 78.2 | 18 | 11:26.9 73.4 | 16 | 10:41.9 63.0 | 70 | | |
| 106 | Russell Botha / Claire Botha 1984 Jaguar XJ-S V12 HE | 04:08.0 84.0 | 40 | 15:52.5 73.6 | 64 | 11:39.1 72.1 | 29 | 11:06.5 60.7 | 93 | 10:47.6 62.0 | 30 |
| 107 | Wayne Udy / Paul Frank 2010 Ford Focus RS | 03:30.6 99.0 | 190 | 13:33.3 86.2 | 62 | 10:25.2 80.7 | 57 | 10:05.0 66.9 | 31 | 09:13.5 72.6 | 76 |
| 108 | Agim Selita / Gezim Bashi 2007 BMW M5 E60 | 04:27.8 77.8 | 22 | 14:44.9 79.2 | 8 | 11:29.9 73.1 | 19 | 09:25.3 71.6 | 16 | 10:06.4 66.3 | 13 |
| 112 | Lachlan Rankine / Tim Anderson 1974 Morgan 4/4 | 04:19.5 80.3 | 3 | 16:08.2 72.4 | 76 | 11:50.5 71.0 | 40 | 10:44.0 62.8 | 72 | 11:22.7 58.8 | 62 |
| 113 | John Rankine / Rudd Rankine 1997 Morgan 4/4 | 04:11.7 82.8 | 28 | 19:41.0 59.3 | 207 | 12:04.5 69.6 | 54 | 11:58.5 56.3 | 137 | 13:42.6 48.8 | 162 |
| 115 | Rob Bryden / Doc Lange 2017 Lotus 380 Cup | 04:21.3 79.8 | 2 | 14:22.2 81.3 | 13 | 11:21.3 74.0 | 10 | 09:43.3 69.4 | 6 | 10:11.4 65.7 | 7 |
| 118 | Johnpaul Cernoia / Maxene Cernoia Nissan Skyline R35 GTR | 04:49.2 72.1 | 79 | 15:07.7 77.2 | 28 | 10:59.1 76.5 | 15 | 10:29.0 64.3 | 57 | 09:40.9 69.2 | 42 |
| 119 | Peter Taylor / Tristan Taylor 2013 Lotus Elise S | 04:21.1 79.8 | 2 | 14:36.4 80.0 | 0 | 11:13.6 74.9 | 1 | 09:37.2 70.1 | 1 | 10:18.4 65.0 | 0 |
| 125 | Joe Chuadee / Grant Pratt 2015 Toyota GT86 Blackline | 03:22.7 102.8 | 228 | 14:11.9 82.3 | 23 | 11:08.2 75.5 | 5 | 09:20.5 72.2 | 22 | 10:04.9 66.4 | 14 |
| 126 | Christopher Carney / Lacey Wade 2017 Toyota CHR | 04:15.2 81.7 | 17 | 14:39.2 79.7 | 3 | 10:26.9 80.5 | 55 | 09:54.7 68.0 | 20 | 10:02.3 66.7 | 17 |
| 128 | Anthony Dettmann / Brian Fackrell 1967 Morris Mini | 04:29.5 77.3 | 27 | 15:25.5 75.7 | 43 | 10:58.0 76.7 | 17 | 10:30.1 64.2 | 58 | 10:38.7 62.9 | 21 |
| 129 | Peter Quinn / John Johnson 2002 Lotus Elise | 04:13.9 82.1 | 21 | 14:28.8 80.7 | 7 | 11:31.6 72.9 | 21 | 09:43.6 69.3 | 7 | 09:52.7 67.8 | 28 |
| 135 | Kevin Armstrong / Gary Rolley 2009 Nissan R35 GTR | 03:34.4 97.2 | 172 | 15:07.2 77.3 | 27 | 11:02.0 76.2 | 12 | 09:44.8 69.2 | 8 | 09:45.8 68.6 | 36 |
| 136 | Simon Corbett-Jarvis / Bill Handebo 2010 VW Golf R | 03:44.9 92.7 | 127 | 14:16.0 81.9 | 19 | 10:00.9 83.9 | 89 | 09:57.4 67.7 | 23 | 09:42.7 68.9 | 39 |
| 140 | Peter Murphy / Timothy Murphy 1973 Leyland P76 | 04:19.6 80.3 | 3 | 18:05.6 64.6 | 154 | 13:11.6 63.7 | 113 | 12:28.7 54.0 | 160 | 12:39.2 52.9 | 121 |
| 142 | Charles Liew / Alexander Agioritis 2008 Porsche 911 Turbo | 04:18.7 80.6 | 6 | 16:29.2 70.9 | 91 | 11:36.7 72.4 | 26 | 10:53.0 62.0 | 80 | 11:14.4 59.6 | 54 |
| 145 | Steve Brumby / Heather Brumby 1999 Alfa Romeo GTV | 04:20.9 79.9 | 1 | 14:45.1 79.2 | 8 | 11:12.1 75.0 | 0 | 10:10.4 66.3 | 37 | 10:12.7 65.6 | 6 |
| 148 | Vernon Veitch / Ken Willing 1972 Valiant Charger | 04:00.4 86.7 | 67 | 15:14.5 76.6 | 34 | 10:57.6 76.7 | 17 | 10:21.9 65.1 | 49 | 10:26.0 64.2 | 8 |

 Derived Time

| Other Penalty | Total | Place |
|---------------|-------|-------|
| 0 | 18 | 2 |
| 0 | 195 | 10 |
| 200 | 314 | 18 |
| 0 | 256 | 14 |
| 0 | 416 | 19 |
| 0 | 78 | 5 |
| 0 | 253 | 12 |
| 0 | 588 | 21 |
| 0 | 38 | 3 |
| 0 | 221 | 11 |
| 0 | 4 | 1 |
| 0 | 292 | 16 |
| 0 | 112 | 7 |
| 0 | 166 | 8 |
| 0 | 84 | 6 |
| 0 | 255 | 13 |
| 0 | 297 | 17 |
| 0 | 551 | 20 |
| 0 | 257 | 15 |
| 0 | 52 | 4 |
| 0 | 175 | 9 |

Targa Great Barrier Reef TSD Trophy

Leg 2







| Car | Crew | TS6 Target | | TS7 Target | | TS8 Target | | TS9 Target | | TS10 Target | | TS11 Target | | TS12 Target | |
|-----|----------------------------------------------------------------------|------------------------------------|-------------------|-----------------------------------|-------------------|----------------------------------|-------------------|---------------------------------------|-------------------|----------------------------------|-------------------|----------------------------------------|-------------------|---------------------------------------|-------------------|
| | | Upper Barron 6.12 kms 90 kph | Penalty 90 kph | Lake Eacham 6.83 kms 90 kph | Penalty 90 kph | Glen Allyn 8.28 kms 90 kph | Penalty 90 kph | North Johnstone 8.46 kms 90 kph | Penalty 90 kph | Yungaburra 6.57 kms 90 kph | Penalty 90 kph | Lake Morris Two 11.24 kms 70 kph | Penalty 70 kph | Copperlode Two 11.16 kms 65 kph | Penalty 65 kph |
| | | Time Ave Speed | Penalty ☀️ | Time Ave Speed | Penalty ☀️ | Time Ave Speed | Penalty ☀️ | Time Ave Speed | Penalty ☀️ | Time Ave Speed | Penalty ☀️ | Time Ave Speed | Penalty ☀️ | Time Ave Speed | Penalty ☀️ |
| 102 | Darryl Marshall / Peter Marshall 2002 Ford Falcon Ute Pursuit 250 | 04:04.4 90.1 | 1 | 04:33.4 89.9 | 1 | 05:31.4 89.9 | 1 | 05:38.8 89.9 | 1 | 04:23.1 89.9 | 1 | 09:37.0 70.1 | 1 | 10:18.7 64.9 | 1 |
| 104 | Leif Hickey / Ashley Blokland 1994 Nissan Skyline R33 GTS | 03:50.2 95.7 | 57 | 04:28.6 91.5 | 15 | 05:28.8 90.7 | 7 | 05:37.9 90.7 | 1 | 04:16.5 92.2 | 22 | 09:47.3 68.9 | 11 | 09:59.5 67.0 | 20 |
| 105 | Rodney Born / David Williams 1974 Holden Torana | 04:02.3 90.9 | 9 | 04:28.9 91.4 | 14 | 05:23.6 92.1 | 21 | 05:35.2 90.9 | 9 | 04:32.7 86.7 | 33 | 10:38.6 63.4 | 66 | 10:55.9 61.3 | 37 |
| 106 | Russell Botha / Claire Botha 1984 Jaguar XJ-S V12 HE | 03:47.0 97.1 | 71 | 04:18.6 95.1 | 51 | 05:12.6 95.4 | 54 | 05:38.3 90.0 | 0 | 04:21.3 90.5 | 5 | 11:05.5 60.8 | 92 | 10:53.2 61.5 | 35 |
| 107 | Wayne Udy / Paul Frank 2010 Ford Focus RS | 03:38.8 100.7 | 107 | 04:02.0 101.6 | 116 | 04:45.0 104.6 | 146 | 05:32.9 91.5 | 15 | 04:10.6 94.4 | 44 | 09:56.0 67.9 | 21 | 09:55.8 67.4 | 24 |
| 108 | Agim Selita / Gezim Bashi 2007 BMW M5 E60 | 04:04.5 90.1 | 1 | 04:33.5 89.9 | 1 | 05:31.2 90.0 | 0 | 05:37.5 90.2 | 2 | 04:20.7 90.7 | 7 | 09:31.5 70.8 | 8 | 10:14.4 65.4 | 4 |
| 112 | Lachlan Rankine / Tim Anderson 1974 Morgan 4/4 | 04:07.5 89.0 | 10 | 04:45.5 86.1 | 39 | 05:37.7 88.3 | 17 | 05:48.3 87.4 | 26 | 04:40.1 84.4 | 56 | 11:31.0 58.6 | 114 | 10:51.7 61.6 | 34 |
| 113 | John Rankine / Rudd Rankine 1997 Morgan 4/4 | 04:30.3 81.5 | 85 | 05:32.6 73.9 | 161 | 06:34.1 75.6 | 144 | 05:56.3 85.5 | 45 | 04:49.9 81.6 | 84 | 12:20.5 54.6 | 154 | 13:24.6 49.9 | 151 |
| 115 | Rob Bryden / Doc Lange 2017 Lotus 380 Cup | 04:03.7 90.4 | 4 | 04:35.0 89.4 | 6 | 05:31.3 90.0 | 0 | 05:36.5 90.5 | 5 | 04:15.4 92.6 | 26 | 09:29.6 71.0 | 10 | 10:19.3 64.9 | 1 |
| 118 | Johnpaul Cernoia / Maxene Cernoia Nissan Skyline R35 GTR | 03:53.0 94.6 | 46 | 04:26.5 92.3 | 23 | 05:18.9 93.5 | 35 | 05:31.0 92.0 | 20 | 04:18.1 91.6 | 16 | 09:47.6 68.9 | 11 | 10:03.2 66.6 | 16 |
| 119 | Peter Taylor / Tristan Taylor 2013 Lotus Elise S | 04:05.1 89.9 | 1 | 04:32.1 90.4 | 4 | 05:29.1 90.6 | 6 | 05:37.7 90.2 | 2 | 04:18.9 91.4 | 14 | 09:39.0 69.9 | 1 | 10:19.3 64.9 | 1 |
| 125 | Joe Chuadee / Grant Pratt 2015 Toyota GT86 Blackline | 03:54.9 93.8 | 38 | 04:28.9 91.4 | 14 | 05:28.0 90.9 | 9 | 05:35.2 90.9 | 9 | 04:13.7 93.2 | 32 | 09:17.4 72.6 | 26 | 10:00.9 66.9 | 19 |
| 126 | Christopher Carney / Lacey Wade 2017 Toyota CHR | 04:01.1 91.4 | 14 | 04:20.0 94.6 | 46 | 05:24.9 91.7 | 17 | 05:38.4 90.0 | 0 | 04:19.2 91.3 | 13 | 10:03.7 67.0 | 30 | 10:44.8 62.3 | 27 |
| 128 | Anthony Dettmann / Brian Fackrell 1967 Morris Mini | 03:59.1 92.1 | 21 | 04:30.6 90.9 | 9 | 05:13.6 95.1 | 51 | 22:17.4 22.8 | 672 | 04:28.4 88.1 | 19 | 10:48.7 62.4 | 76 | 11:36.9 57.6 | 74 |
| 129 | Peter Quinn / John Johnson 2002 Lotus Elise | 03:57.0 93.0 | 30 | 04:25.7 92.5 | 25 | 05:20.0 93.2 | 32 | 05:36.6 90.5 | 5 | 04:13.7 93.2 | 32 | 09:39.7 69.8 | 2 | 09:59.3 67.0 | 20 |
| 135 | Kevin Armstrong / Gary Rolley 2009 Nissan R35 GTR | 04:00.0 91.8 | 18 | 04:34.0 89.7 | 3 | 05:31.0 90.1 | 1 | 05:39.0 89.8 | 2 | 04:23.6 89.7 | 3 | 09:50.5 68.5 | 15 | 10:06.5 66.2 | 12 |
| 136 | Simon Corbett-Jarvis / Bill Handebo 2010 VW Golf R | 03:40.4 100.0 | 100 | 04:16.1 96.0 | 60 | 05:24.5 91.9 | 19 | 05:28.4 92.7 | 27 | 04:15.0 92.8 | 28 | 09:51.4 68.4 | 16 | 09:38.9 69.4 | 44 |
| 140 | Peter Murphy / Timothy Murphy 1973 Leyland P76 | 04:27.0 82.5 | 75 | 05:14.4 78.2 | 118 | 05:24.9 91.7 | 17 | 06:23.2 79.5 | 105 | 05:01.4 78.5 | 115 | 12:34.4 53.6 | 164 | 12:30.4 53.5 | 115 |
| 142 | Charles Liew / Alexander Agioritis 2008 Porsche 911 Turbo | 04:02.2 91.0 | 10 | 04:40.6 87.6 | 24 | 05:30.9 90.1 | 1 | 05:40.9 89.3 | 7 | 04:25.3 89.2 | 8 | 10:56.2 61.7 | 83 | 11:06.6 60.3 | 47 |
| 145 | Steve Brumby / Heather Brumby 1999 Alfa Romeo GTV | 04:05.1 89.9 | 1 | 04:34.4 89.6 | 4 | 05:28.7 90.7 | 7 | 05:39.8 89.6 | 4 | 04:20.8 90.7 | 7 | 09:45.4 69.1 | 9 | 10:21.6 64.6 | 4 |
| 148 | Vernon Veitch / Ken Willing 1972 Valiant Charger | 03:37.6 101.3 | 113 | 04:24.1 93.1 | 31 | 05:21.7 92.7 | 27 | | | | | | | | |

Derived Time

| Other Penalty | Total | Place |
|---------------|-------|-------|
| 0 | 25 | 1 |
| 0 | 328 | 9 |
| 0 | 503 | 13 |
| 0 | 564 | 15 |
| 0 | 889 | 17 |
| 6 | 107 | 5 |
| 0 | 549 | 14 |
| 0 | 1412 | 21 |
| 0 | 90 | 4 |
| 0 | 388 | 10 |
| 9 | 42 | 2 |
| 0 | 439 | 12 |
| 21 | 280 | 7 |
| 0 | 1088 | 18 |
| 0 | 230 | 6 |
| 6 | 315 | 8 |
| 0 | 591 | 16 |
| 0 | 1260 | 19 |
| 0 | 437 | 11 |
| 0 | 88 | 3 |
| 1000 | 1346 | 20 |

Targa Great Barrier Reef TSD Trophy

Leg 3

| Car | Crew | TS13 Target | | TS14 Target | | TS15 Target | | TS16 Target | | TS17 Target | | TS18 Target | |
|-----|----------------------------------------------------------------------|-----------------|-----------------------------------------------------------------------------------|------------------|-----------------------------------------------------------------------------------|-----------------|-----------------------------------------------------------------------------------|-----------------|-------------------------------------------------------------------------------------|-----------------|-------------------------------------------------------------------------------------|---------------|-------------------------------------------------------------------------------------|
| | | Kuranda Range | | Malanda | | Moregatta | | Millaa Millaa | | Palmerstone | | Theresa Creek | |
| | | 10.71 kms | 90 kph | 10.95 kms | 90 kph | 7.06 kms | 80 kph | 27.61 kms | 90 kph | 28.15 kms | 90 kph | 7.2 kms | 80 kph |
| | | Time | Penalty | Time | Penalty | Time | Penalty | Time | Penalty | Time | Penalty | Time | Penalty |
| | | Ave Speed |  | Ave Speed |  | Ave Speed |  | Ave Speed |  | Ave Speed |  | Ave Speed |  |
| 102 | Darryl Marshall / Peter Marshall 2002 Ford Falcon Ute Pursuit 250 | 07:08.9 89.9 | 1 | 07:15.5 90.5 | 5 | 05:18.2 79.9 | 1 | 18:24.6 90.0 | 0 | 18:46.1 90.0 | 0 | | |
| 104 | Leif Hickey / Ashley Blokland 1994 Nissan Skyline R33 GTS | 06:58.3 92.2 | 22 | 07:18.2 90.0 | 0 | 05:18.3 79.8 | 2 | 18:10.5 91.1 | 11 | 18:45.0 90.1 | 1 | | |
| 105 | Rodney Born / David Williams 1974 Holden Torana | 07:03.8 91.0 | 10 | 06:19.2 104.0 | 140 | 05:15.7 80.5 | 5 | 22:02.5 75.2 | 148 | 22:53.0 73.8 | 162 | | |
| 106 | Russell Botha / Claire Botha 1984 Jaguar XJ-S V12 HE | 07:30.5 85.6 | 44 | 06:58.4 94.2 | 42 | 04:57.3 85.5 | 55 | 20:01.3 82.7 | 73 | 20:05.7 84.1 | 59 | | |
| 107 | Wayne Udy / Paul Frank 2010 Ford Focus RS | 06:43.3 95.6 | 56 | 06:52.7 95.5 | 55 | 04:37.5 91.6 | 116 | 18:42.8 88.5 | 15 | 18:16.3 92.4 | 24 | | |
| 108 | Agim Selita / Gezim Bashi 2007 BMW M5 E60 | 07:08.9 89.9 | 1 | 07:17.6 90.1 | 1 | 05:18.1 79.9 | 1 | 18:44.2 88.4 | 16 | 18:53.8 89.4 | 6 | | |
| 112 | Lachlan Rankine / Tim Anderson 1974 Morgan 4/4 | 07:39.3 83.9 | 61 | 06:40.2 98.5 | 85 | 05:04.8 83.4 | 34 | 23:20.8 71.0 | 190 | 22:51.7 73.9 | 161 | | |
| 113 | John Rankine / Rudd Rankine 1997 Morgan 4/4 | 09:26.1 68.1 | 219 | 07:43.0 85.1 | 49 | 05:51.6 72.3 | 77 | 24:23.9 67.9 | 221 | 21:44.8 77.7 | 123 | | |
| 115 | Rob Bryden / Doc Lange 2017 Lotus 380 Cup | 07:13.6 88.9 | 11 | 07:16.8 90.2 | 2 | 05:18.4 79.8 | 2 | 18:24.1 90.0 | 0 | 19:03.0 88.7 | 13 | | |
| 118 | Johnpaul Cernoia / Maxene Cernoia Nissan Skyline R35 GTR | 07:13.1 89.0 | 10 | 06:54.9 95.0 | 50 | 05:02.5 84.0 | 40 | 19:48.4 83.6 | 64 | 18:58.8 89.0 | 10 | | |
| 119 | Peter Taylor / Tristan Taylor 2013 Lotus Elise S | 07:08.5 90.0 | 0 | 07:16.9 90.2 | 2 | 05:18.2 79.9 | 1 | 18:21.5 90.2 | 2 | 18:46.3 90.0 | 0 | | |
| 125 | Joe Chuadee / Grant Pratt 2015 Toyota GT86 Blackline | 06:57.1 92.4 | 24 | 07:18.8 89.8 | 2 | 05:13.7 81.0 | 10 | 18:56.4 87.5 | 25 | 19:01.3 88.8 | 12 | | |
| 126 | Christopher Carney / Lacey Wade 2017 Toyota CHR | 06:55.6 92.8 | 28 | 07:10.9 91.5 | 15 | 05:14.9 80.7 | 7 | 18:46.7 88.2 | 18 | 19:00.4 88.9 | 11 | | |
| 128 | Anthony Dettmann / Brian Fackrell 1967 Morris Mini | 08:24.1 76.5 | 135 | 06:56.9 94.6 | 46 | 05:19.3 79.6 | 4 | 21:35.6 76.7 | 133 | 21:59.8 76.8 | 132 | | |
| 129 | Peter Quinn / John Johnson 2002 Lotus Elise | 07:07.4 90.2 | 2 | 07:19.2 89.8 | 2 | 05:17.0 80.2 | 2 | 18:35.3 89.1 | 9 | 19:11.4 88.0 | 20 | | |
| 135 | Kevin Armstrong / Gary Rolley 2009 Nissan R35 GTR | 07:00.6 91.7 | 17 | 07:01.8 93.5 | 35 | 05:04.2 83.6 | 36 | 18:26.5 89.8 | 2 | 18:45.1 90.1 | 1 | | |
| 136 | Simon Corbett-Jarvis / Bill Handebo 2010 VW Golf R | 06:40.6 96.2 | 62 | 06:42.1 98.0 | 80 | 05:08.3 82.4 | 24 | | | | | | |
| 140 | Peter Murphy / Timothy Murphy 1973 Leyland P76 | 08:50.6 72.7 | 173 | 07:01.1 93.6 | 36 | 05:25.5 78.1 | 19 | 22:21.6 74.1 | 159 | 22:24.3 75.4 | 146 | | |
| 142 | Charles Liew / Alexander Agioritis 2008 Porsche 911 Turbo | 07:36.1 84.5 | 55 | 06:22.2 103.1 | 131 | 04:52.9 86.8 | 68 | 19:10.4 86.4 | 36 | 19:49.1 85.2 | 48 | | |
| 145 | Steve Brumby / Heather Brumby 1999 Alfa Romeo GTV | 07:18.4 87.9 | 21 | 07:18.7 89.9 | 1 | 05:17.5 80.1 | 1 | 18:35.1 89.1 | 9 | 18:46.7 89.9 | 1 | | |
| 148 | Vernon Veitch / Ken Willing 1972 Valiant Charger | 07:19.2 87.8 | 22 | 05:59.2 109.7 | 197 | 11:50.6 35.8 | 442 | | | | | | |

 TS18 Downgraded

| Other Penalty | Total | Place |
|---------------|-------|-------|
| 0 | 32 | 1 |
| 0 | 364 | 8 |
| 0 | 968 | 15 |
| 0 | 837 | 14 |
| 0 | 1155 | 17 |
| 0 | 132 | 5 |
| 0 | 1080 | 16 |
| 0 | 2101 | 21 |
| 0 | 118 | 3 |
| 0 | 562 | 11 |
| 0 | 47 | 2 |
| 0 | 512 | 10 |
| 0 | 359 | 7 |
| 0 | 1538 | 18 |
| 0 | 265 | 6 |
| 8 | 414 | 9 |
| 0 | 757 | 12 |
| 0 | 1793 | 19 |
| 0 | 775 | 13 |
| 0 | 121 | 4 |
| 0 | 2007 | 20 |



Targa Great Barrier Reef TSD Trophy Penalties

| Car | Crew | Stage | Detail | Penalty | Leg |
|-----|---------------------------------|-----------------------|----------------------|---------|-----|
| 105 | Rodney Born / David Williams | TS 5 Copperlode One | Missed controls | 200 | 1 |
| 148 | Vernon Veitch / Ken Willing | TS 9 North Johnstone | Missed controls | 1000 | 2 |
| 135 | Kevin Armstrong / Gary Rolley | TS 6 Upper Barron | 6 secs under 30 kph | 6 | 2 |
| 119 | Peter Taylor / Tristan Taylor | TS 7 Lake Eacham | 4 secs under 30 kph | 4 | 2 |
| 119 | Peter Taylor / Tristan Taylor | TS 8 Glen Allyn | 5 secs under 30 kph | 5 | 2 |
| 126 | Christopher Carney / Lacey Wade | TS 11 Lake Morris Two | 3 secs under 30 kph | 3 | 2 |
| 126 | Christopher Carney / Lacey Wade | TS 11 Lake Morris Two | 4 secs under 30 kph | 4 | 2 |
| 108 | Agim Selita / Gezim Bashi | TS 12 Copperlode Two | 6 secs under 30 kph | 6 | 2 |
| 126 | Christopher Carney / Lacey Wade | TS 12 Copperlode Two | 14 secs under 30 kph | 14 | 2 |
| 135 | Kevin Armstrong / Gary Rolley | TS 14 Malanda | 8 secs under 30 kph | 8 | 3 |
| | | | | | |
| | | | | | |
| | | | | | |
| | | | | | |